



## Summary Feedback

(Combined feedback broadcasted at multiple times this week)

### PRE-RECORDED: Basildon FRCR 2B 'A to Zee' Course 2020

## Session 30/40

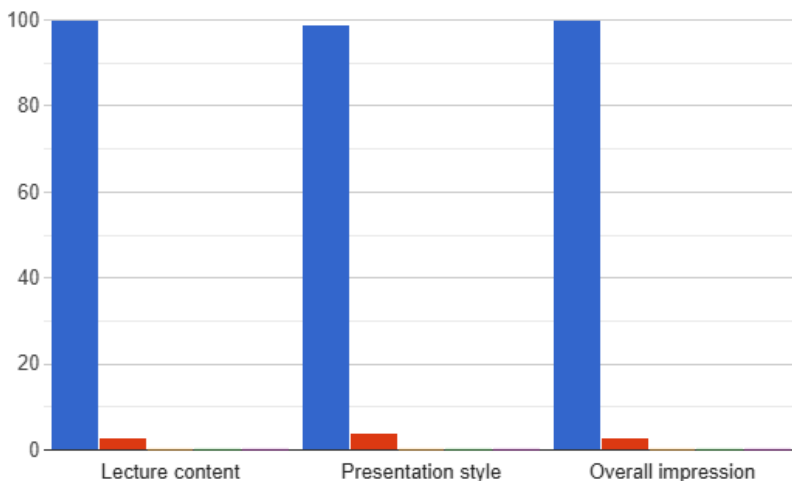
**CNS for FRCR Part-2  
(16<sup>th</sup> & 17<sup>th</sup> November 2024)  
Lecturer: Sami Khan**

### Summary Points:

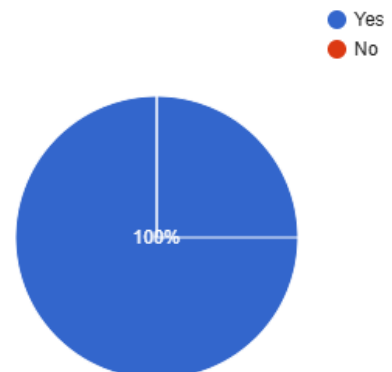
- Total Attendees: 529 from 35 Countries (Algeria, Argentina, Australia, Bangladesh, Dominica, Egypt, Germany, Ghana, Hong Kong, India, Indonesia, Iraq, Jordan, Kenya, Libya, Malaysia, Myanmar, Netherlands, Nigeria, Oman, Pakistan, Palestine, Poland, Qatar, Saudi Arabia, South Africa, Sri Lanka, Sudan, Swaziland, Türkiye, UAE, UK, Yemen, Zambia, Zimbabwe).
- Total duration: 3.5 hours (each session broadcasted thrice during the week)
- Total feedback received from 171 participants, from three different broadcasts

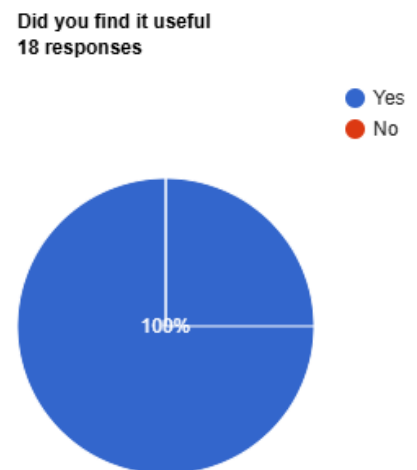
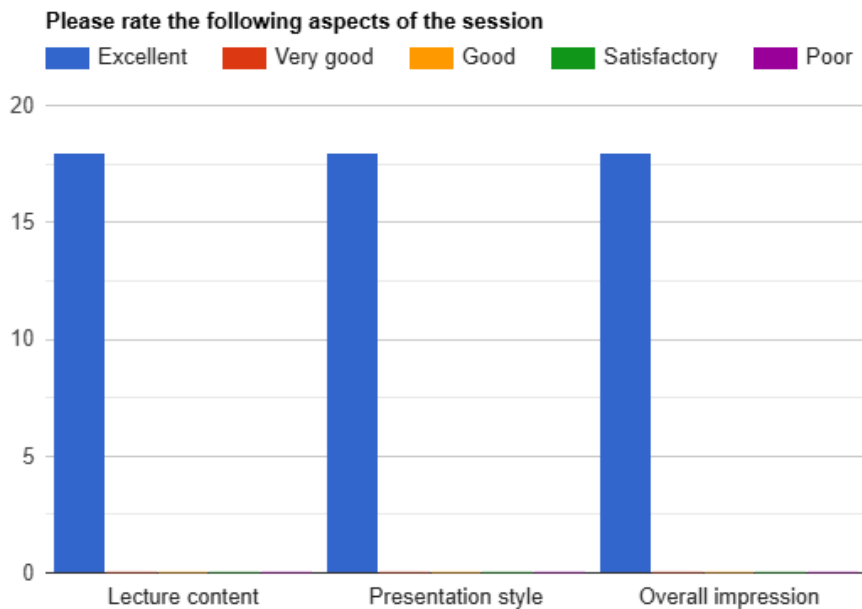
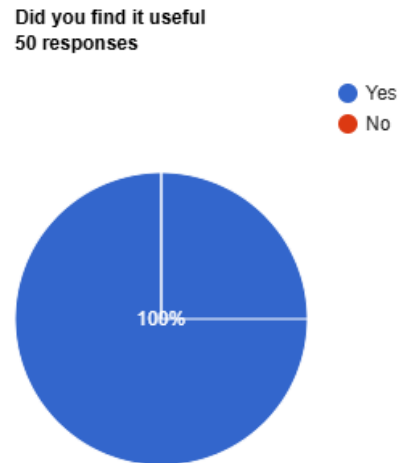
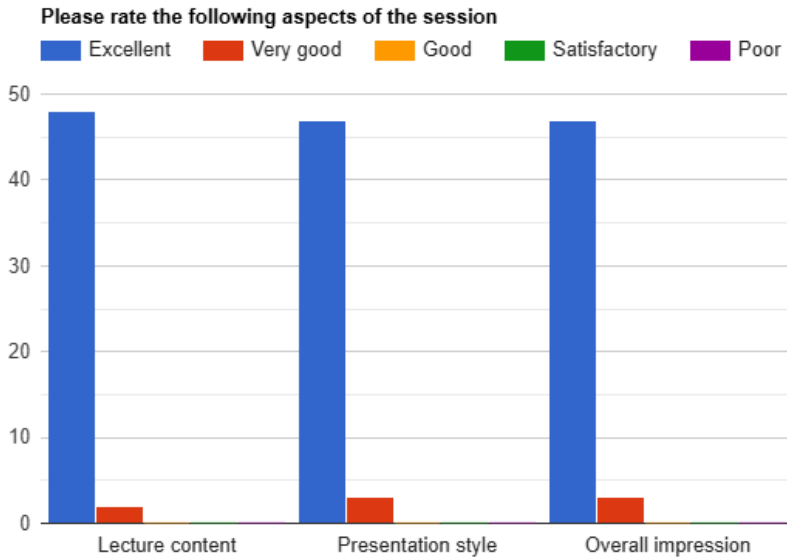
Please rate the following aspects of the session

■ Excellent ■ Very good ■ Good ■ Satisfactory ■ Poor



Did you find it useful  
103 responses



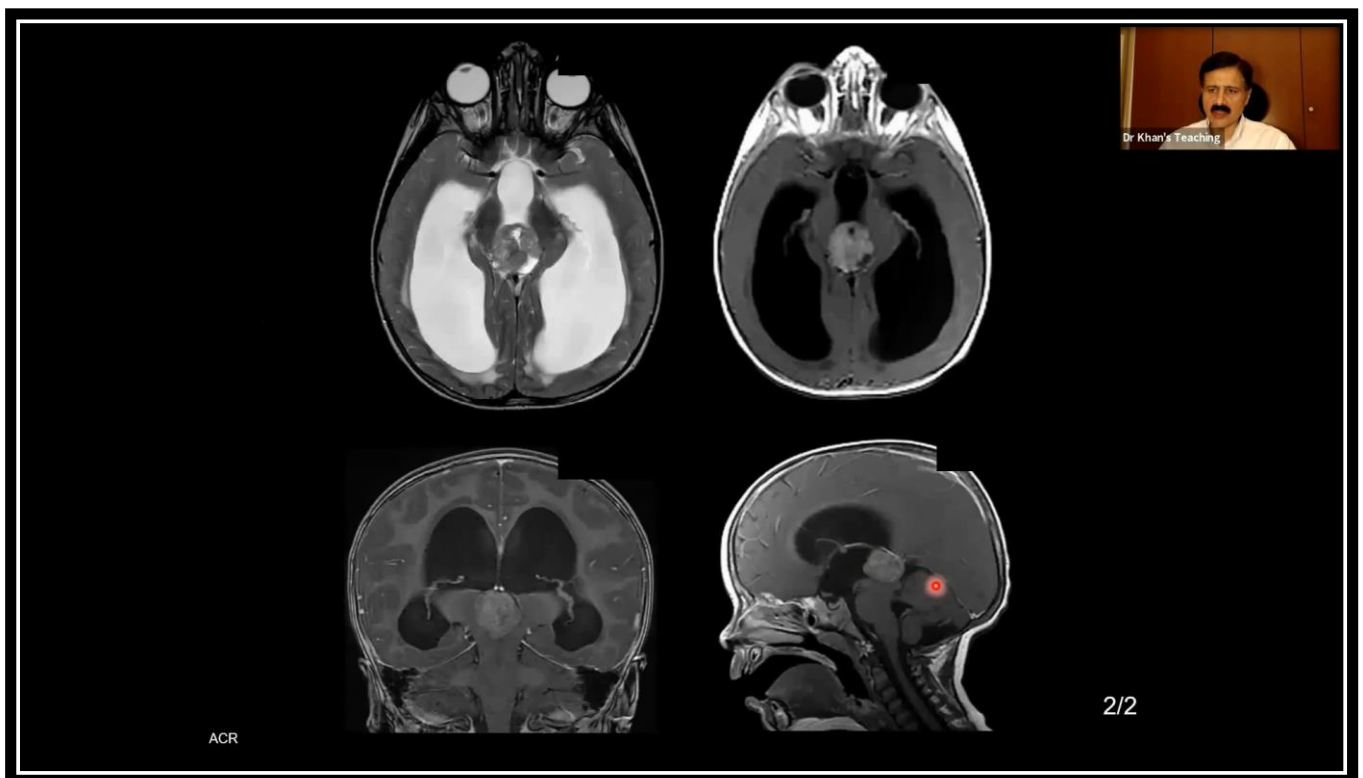


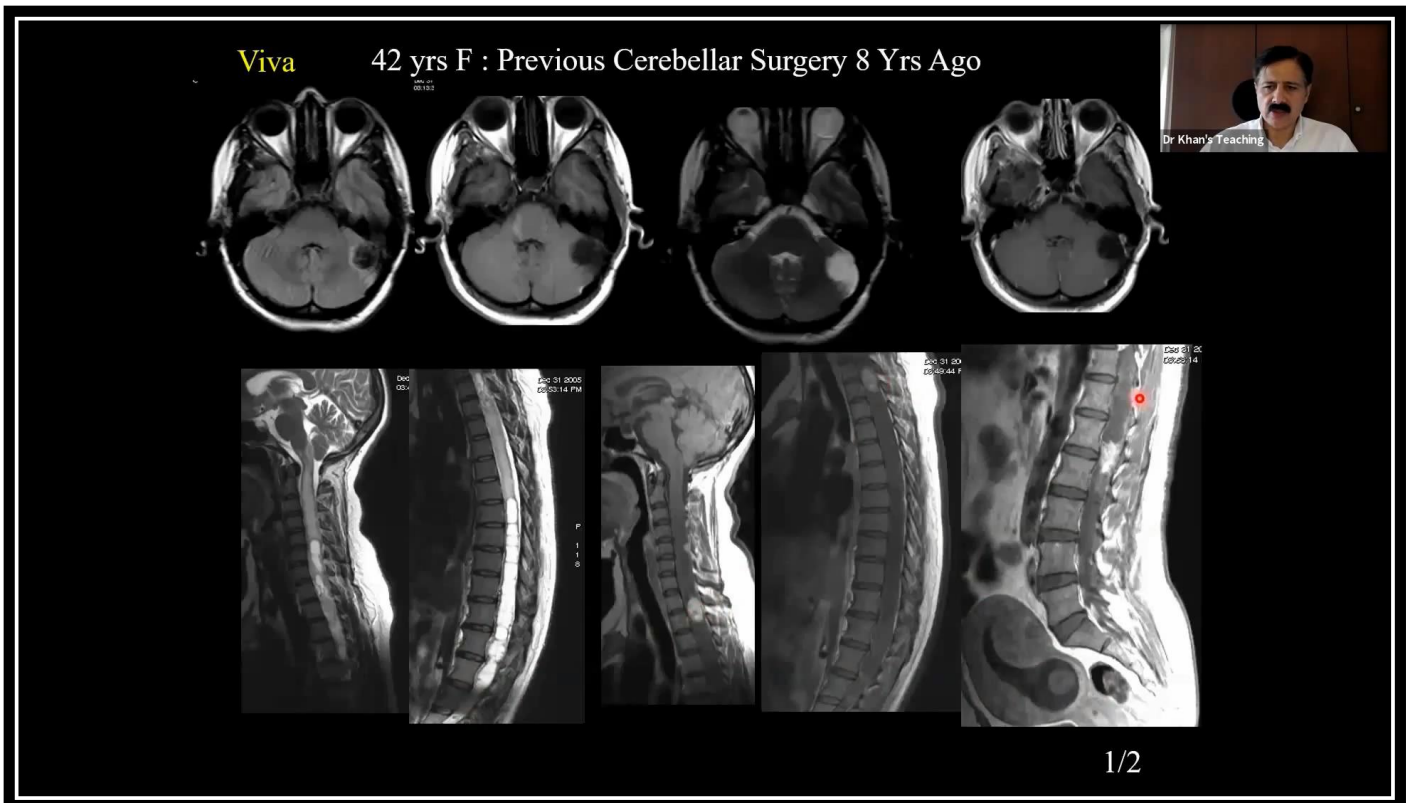
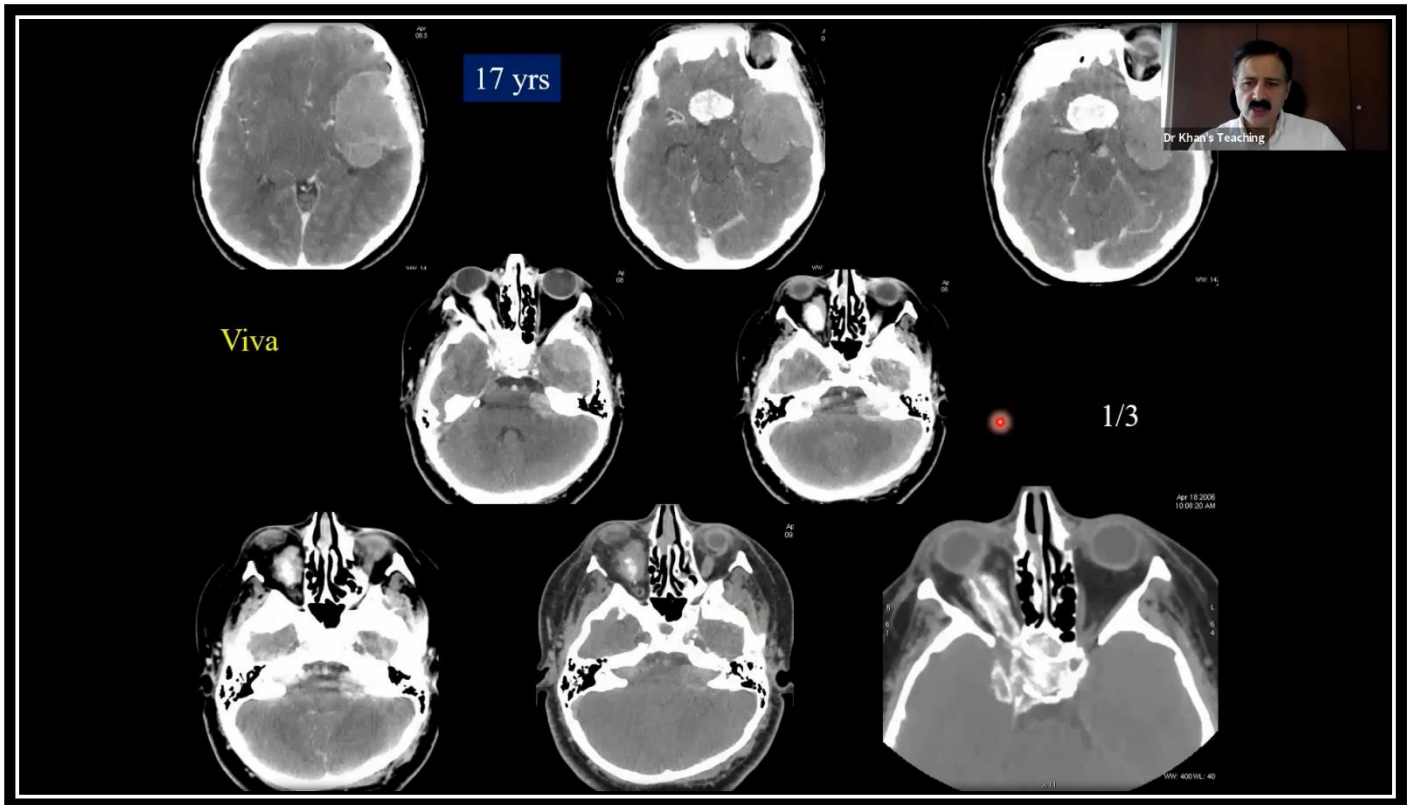
## Testimonials

- The presentation style is fantastic! Slides, tips, and tricks like information help solidify the knowledge from the viva cases! Thanks a lot for these excellent sessions! (Netherlands).
- Fabulous presentation, englobing the most important CNS tumours in a very effective way. Precious advice on how to tackle differentials (Algeria).
- It is very useful for us as a limited resource country as well as less teaching opportunities. Your teaching helps to improve our knowledge, thanks (Sri Lanka).
- I am glad to attend and to be part of the DKT session. It will improve our radiological knowledge, building the concepts regarding differentials. Very, very thankful for such a nice explanation (Pakistan).

- We are so lucky to have you, sir, in radiology. We are very grateful. Thanks a lot, Dr. Khan & DKT team (Egypt).
- Excellent teaching as always by the King of Radiology, Dr. Khan (Pakistan).
- It improved my knowledge of CNS diseases and how to present on the exam (UK).
- The way of description and the variability of cases were useful (Iraq).
- Excellent teaching session, like always with Dr. Khan (Algeria).
- Systematic, informative, and patient teaching. Loved it (India).
- Excellent case collections and relevant anatomy explained (Maldives).
- A wide variety of cases are explained very nicely by Dr. Khan (UK).
- Cases and explanations were useful (Yemen).
- Good cases and explanations of concepts were useful (India).
- Different images as the initial film of the same syndrome or disease were useful. It gets you to think and be creative (Malaysia).
- All topics are invaluable; I gained great knowledge from them (Iraq).
- Excellent concept learning, thank you (India).
- I am a junior resident, but with the teachings of Dr. Sami, I get many things feeling motivated (Pakistan).
- The case discussions and teaching cases were useful (Nigeria).
- Nice case mix, explaining how to approach SOL, and epicenter was useful (UK).
- Excellent teaching (UK).
- Discussion and detailed, clear explanation was useful (Egypt).
- The way to approach each case was useful (Malaysia).
- Best of the best. Salutes to Dr. Sami Khan sir (Pakistan).
- Excellent informative discussion as usual (Yemen).
- Extremely useful (India).
- Nice cases; Dr. Khan's teaching style is excellent (Pakistan).
- Very informative (Palestine).
- The correction of the description and mixing of another case in sequence with another case was amazing (Pakistan).
- Very well presented and explained (Pakistan).
- It was perfect (UAE).
- A valuable discussion of cases was useful (Egypt).
- Excellent session (Sri Lanka).
- Nice summation was useful (India).
- Dr. Khan's tips to diagnose the case and Chapman references were useful (Pakistan).
- Cases are interesting (Germany).
- Case discussion is the most useful one (Myanmar).
- Dr. Khan teaching in this session is GOLD (Pakistan).
- Excellent session on CNS (Saudi Arabia).
- The additional teachings on the cases were useful (UK).
- Systematic and detailed coverage of the topic was useful (Malaysia).
- The best teacher ever (Pakistan).
- All of it was very useful and highly valuable (Egypt).
- Excellent cases and teaching (Pakistan).
- Good clinical cases and how to make DDs were useful (Pakistan).
- All the lecture is excellent and precious (UAE).
- All lectures were enjoyable (Sudan).
- Approach to tumours based on location was useful (India).
- Explaining the lesions and explaining diagnosis and eliminating differentials were useful (UK).

- Good teaching (Zimbabwe).
- Very useful lecture (Libya).
- A podcast on Spotify would be immensely valuable (India).
- Very well organized presentation (UK).
- Every single word was useful (Pakistan).
- Very informative and helpful (UAE).
- Very interesting DD approach to CNS lesions (Yemen).
- Nice cases, great explanation (Iraq).
- Keep doing the good work (UK).
- It was perfect (Pakistan).
- Very well delivered (Pakistan).
- 10/10 (Pakistan).
- Excellent learning (Saudi Arabia).
- Thanks and appreciation (Sudan).
- Excellent teaching as always; thank you so much (UK).
- All important cases shown, viva question asked, and differentials enlisted (Pakistan).





====XX====XX=====